



WENDELBO

CAMPO

Design by Wendelbo



TECHNICAL SPECIFICATIONS



STRUCTURE INTERIOR	Frame made of solid wood and MDF with nozag spring system.
STRUCTURE PADDING	High resilient variable density polyurethane foam.
SEAT CUSHION	High resilient polyurethane seat cushion with a wrap of fibre-fill and tufted surface.
BACK	Down/feathers & ball-fibres in a downproof cambric divided into channels.
COVER	Loose.
LEGS	Black powder coated aluminum legs.
MAINTENANCE	We recommend shaking and fluffing-up the cushions regularly to maintain the shape. This should be done after removing the cushions from the structure for improved air circulation. For maintenance of fabric and leather, please contact your retailer.

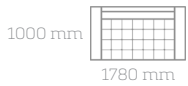


WENDELBO

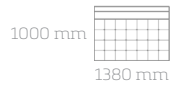
CAMPO

Design by Wendelbo

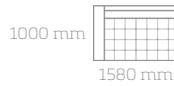
MODULE 01



MODULE 02



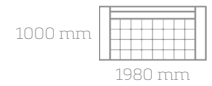
MODULE 03



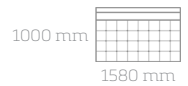
MODULE 04



MODULE 05



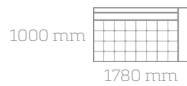
MODULE 06



MODULE 07



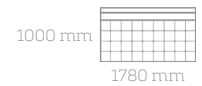
MODULE 08




MODULE 09




MODULE 10



MODULE 11



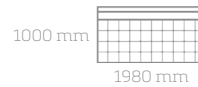
MODULE 12



MODULE 13



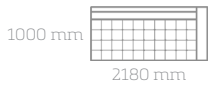
MODULE 14



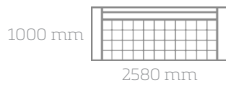
MODULE 15



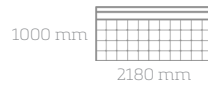
MODULE 16




MODULE 17



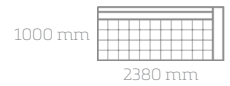
MODULE 18



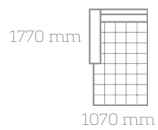
MODULE 19



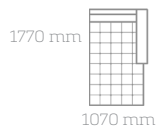
MODULE 20



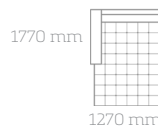
MODULE 21



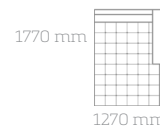
MODULE 22



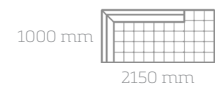
MODULE 23



MODULE 24



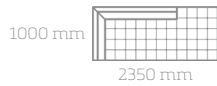
MODULE 25



MODULE 26



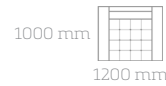
MODULE 27



MODULE 28



MODULE 29



MODULE 30



MODULE 31



MODULE 32

